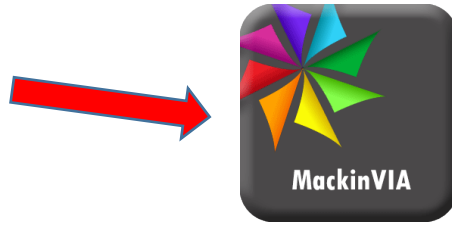


# Use MackinVIA to access e-books and databases.

Open the app:



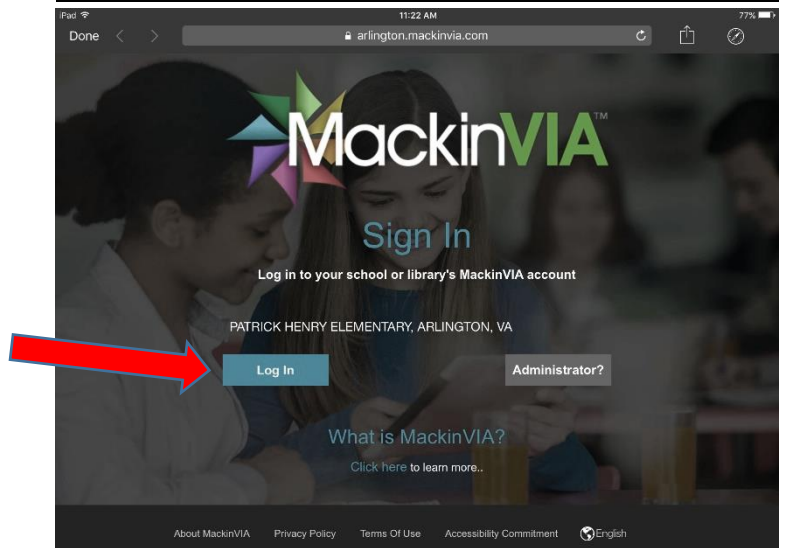
Log in:

Start typing "Patrick Henry."

Click on *Patrick Henry Elementary School, Arlington, VA*



Click on Log In



Username: **Student ID**

Password:

**Number only**  
(no letters)

The image shows a web browser window displaying the login form for Patrick Henry Elementary School. The page title is "Patrick Henry Elementary School". The form is titled "Log in using your Follett account". It has two input fields: "Username" and "Password". Below the fields, it says "Trouble logging in? Ask your media specialist or librarian." There are "Cancel" and "Submit" buttons at the bottom right. A red arrow points from the text "Username: Student ID" to the "Username" input field. Another red arrow points from the text "Password: Number only (no letters)" to the "Password" input field. A third red arrow points from the text "Click Submit." to the "Submit" button.

Click Submit.

Use **Destiny** to access e-books and your library account.

Open app:



Tell your location:  
**Virginia (VA)**

Start typing “Patrick  
Henry.”

Click on *Patrick Henry  
Elementary School,  
Arlington, VA*

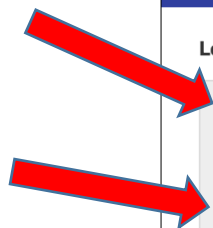
The screenshot shows the Follett login interface. A red arrow points to the 'Location' dropdown menu which is set to 'Virginia (VA)'. Another red arrow points to the 'Schools in Virginia (VA)' list, where 'Patrick Henry Elementary School, Arlington, VA' is selected. A third red arrow points to the 'Remember me on this device.' checkbox, which is checked. Below the form are buttons for 'Browse as Guest' and 'Log In', along with a link for '+ Want More Information?' and a note about assistance from a media specialist or librarian.

Check the box for “Remember me.” Click on **Log In.**

Username: **Student ID**

Password:

**Number only**  
(no letters)



The screenshot shows the login form for Patrick Henry Elementary School. It has a header with the school name. Below is the heading 'Log in using your Follett account'. There are two input fields: 'Username' and 'Password'. Below the password field is a link: 'Trouble logging in? Ask your media specialist or librarian.' At the bottom right are 'Cancel' and 'Submit' buttons. A red arrow points to the 'Submit' button.

**Click Submit.**

